

CAREER


GLOWEAVE

WESTGARTH

1637L GINGHAM LONG SLEEVE SHIRT




NAVY




SKY



GREY



TEAL



PINK



CRIMSON




LILAC



BLACK



DENIM



EMERALD

- > MEN'S LONG SLEEVE GINGHAM SHIRT
- > CONTEMPORARY FIT
- > PLACKET FRONT
- > CLASSIC COLLAR
- > CONVERTIBLE CUFF
- > LEFT CHEST POCKET

FABRIC

60% COTTON, 40% POLYESTER WITH SILK PROTEIN & EASY IRON FINISH

SIZES

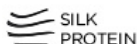
37-60 NAVY, SKY, GREY, TEAL, CRIMSON, LILAC & BLACK, 37-56 PINK, EMERALD, DENIM



EASY
IRON



COTTON
RICH



SILK
PROTEIN