

CAREER

GLOWEAVE

NICHOLSON


1520WL PREMIUM POPLIN LONG SLEEVE SHIRT



BLACK




STAR WHITE



FRENCH BLUE




NAVY



CHARCOAL



SILVER



SKY

> WOMEN'S LONG SLEEVE PREMIUM POPLIN SHIRT

> TAILORED FIT

> PLACKET FRONT

> FRONT & BACK DARTS

> HIDDEN MODESTY BUTTON

> CLASSIC COLLAR

> ADJUSTABLE CUFF

FABRIC

65% POLYESTER, 35% COTTON WITH SILK PROTEIN & EASY IRON FINISH.

SIZES

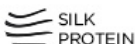
WOMENS: 6 - 26



EASY IRON



POLYESTER COTTON



SILK PROTEIN