

CAREER

GLOWEAVE

NICHOLSON


1272L PREMIUM POPLIN LONG SLEEVE SHIRT



BLACK




STAR WHITE



FRENCH BLUE




NAVY



CHARCOAL



SILVER



SKY

> MEN'S LONG SLEEVE PREMIUM POPLIN SHIRT

> CONTEMPORARY FIT

> PLACKET FRONT

> CLASSIC COLLAR

> CONVERTIBLE CUFF

> LEFT CHEST POCKET

FABRIC

65% POLYESTER, 35% COTTON SILK PROTEIN

&

EASY IRON FINISH

SIZES

MENS: 37 - 60

